

GRUFFALO DAY

AT BEAUMANOR HALL

Station 1: Natural Art and Making Musical Instruments

Area of learning:

Expressive Arts and Design

Activities:

A: Natural Art

Children gather natural materials from the surrounding area and then work in small groups or pairs to make their Gruffalo collage. Taking photos to record children's work would be beneficial.

B: Making Musical Instruments

It is essential that each child has brought a container with a lid. This allows them to make their own musical instrument. Children have the opportunity to experiment with natural resources to create their own sounds for their musical instruments. Children can then sort the instruments into those that make a louder or softer sound or into groups of instruments that make the same sound.



Station 2: Woodland Walk to find the Gruffalo Den

Area of Learning:

Physical Development

Activity:

Children will follow a woodland trail of animal footprints through the woodland area. They will be observing, touching and discussing features of the natural environment, noting similarities and differences to the book.

Children will have the opportunity to experiment safely with balance and co-ordination and negotiate obstacles of various types, including a small stream/brook (if you so choose).

Whilst walking, keep a sharp eye out for the Gruffalo!

Station 3: Den Building

Area of learning:

Knowledge and Understanding of the World

Activity:

Children work in small groups, selecting from a variety of resources and problem solving to make a den for the forest animals in the story. Dens are constructed in and amongst the enclosed area of the Yew tree.

Station 4: Gruffalo Tea Party and Making Animal Tracks in the Sand Pit

Area of learning:

Mathematics and Understanding of the World

Activities:

A: Treasure Hunt


Children find a note from the Park Keeper telling them that all the animals are so frightened by the Gruffalo that they have hidden. The children need to look for hidden soft toy animals in the surrounding area, exploring the grounds during their search, and make sure they have found them all and that they are safe.

The children then set out a picnic for the animals.

B: Making Animal Tracks

Using natural resources, children make their own animal tracks in the sand, representing the snake, the Gruffalo, the mouse, fox and owl.

Draw pictures and write letters to the Gruffalo on whiteboards.



Extra Notes

A preliminary visit is ESSENTIAL

Important points to consider before you visit:


- **A preliminary visit for you to familiarise yourself with the activities and environment is a pre-requisite of booking.**
- Please organise your children into groups before you arrive. There are four stations, so children need to be in four groups of no more than 15 children in each group.
- There will need to be at least two adults per group – one of whom will be a qualified practitioner. The usual ratio of adults to children applies, but you may choose to increase this for the visit. An Outdoor Learning Co-ordinator will oversee all groups as they move around the activities.
- Each station will take approximately half an hour and appropriate equipment will be provided. Please ensure that it is left in good order and in the appropriate place for the next group.
- Try to bring a camera to record activities the children take part in and creations they make. This will be very valuable for extending and consolidating children's learning when you are back in your setting.

- Parents should be advised to send children in suitable clothing and appropriate footwear, as all activities are based outside all year round. Waterproof jackets and/or sunhats will be required. Wellington boots can be worn or brought in a bag.
- A packed lunch plus a separate mid-morning snack will be required. A base room will be provided for your group. School milk can be brought if appropriate. Extra drinks will be needed in hot weather.
- We will be using the story of “The Gruffalo” by Julia Donaldson. It would be useful if you could read this to your children prior to the visit.
- Please bring a plastic bottle or container for each child for one of the activities.

To arrange your preliminary visit, please ring the Bookings Officer on 01509 890119.

Preliminary visits are usually arranged for 4.15pm on specified dates at Beaumanor Hall. At least one leader must attend the preliminary visit. They will then be required to cascade the information to the other leaders on their return to school.

© “Gruffalo” Copyright Macmillan Children’s Books




MORE INFORMATION

For more information or to book a visit please call **01509 890119** or email beaumanor.hall@leics.gov.uk

Beaumanor Hall, Woodhouse, Leicestershire LE12 8TX

www.beaumanorhall.co.uk

 /beaumanor-hall

